



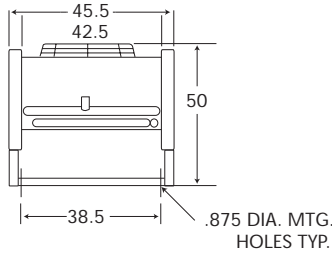
TEMPERATURE CONTROLLERS... PORTABLE CHILLERS... CENTRAL CHILLERS... PUMP TANK STATIONS... TOWER SYSTEMS...

SUBJECT: LARKIN AIR-COOLED CONDENSER DIMENSIONS

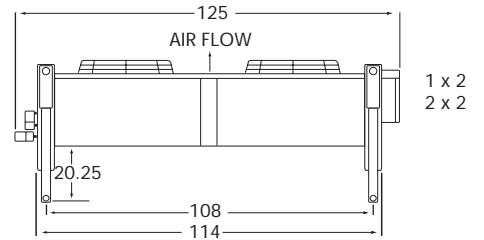
#4-H-249

10/1/2001

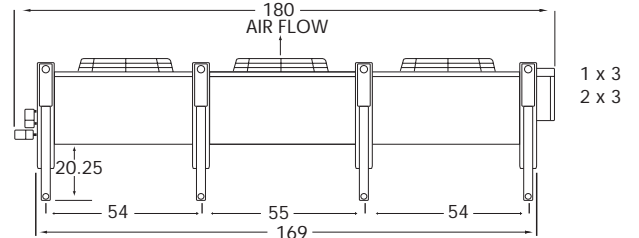
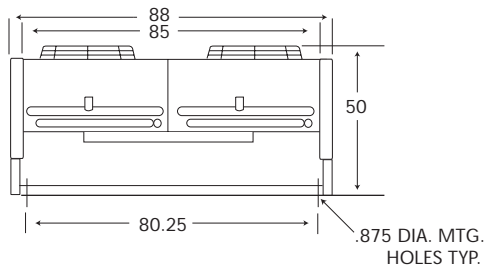
End Views



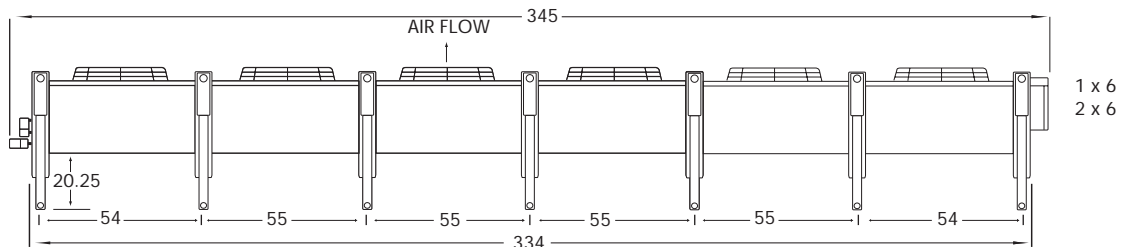
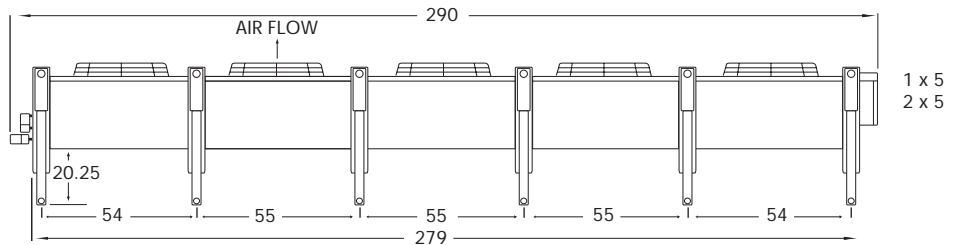
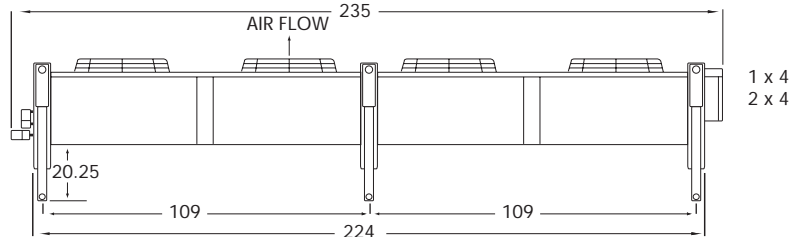
Side Views



Single Row of Fans



Double Row of Fans



Specifications on page 2



CONDENSER SPECIFICATIONS FOR RC6 MODELS, 1140 RPM

RCG MODEL	FAN CONFIGURATION	NUMBER OF FANS	CFM	FLA		CONNECTIONS		APPROX. NET WEIGHT
				208-230/3/60	460/3/60	INLET	OUTLET	
SINGLE ROW OF FANS								
0339	1 x 2	2	23,000	14.0	7.0	1-3/8"	1-3/8"	730 lbs
0399	1 x 2	2	23,200	14.0	7.0	1-5/8"	1-5/8"	770 lbs
0447	1 x 2	2	21,900	14.0	7.0	1-5/8"	1-5/8"	790 lbs
0525	1 x 2	2	20,700	14.0	7.0	1-5/8"	1-5/8"	880 lbs
0597	1 x 3	3	34,800	21.0	10.5	2-1/8"	2-1/8"	1,190 lbs
0669	1 x 3	3	32,900	21.0	10.5	2-1/8"	2-1/8"	1,210 lbs
0741	1 x 3	3	31,800	21.0	10.5	2-1/8"	2-1/8"	1,240 lbs
0797	1 x 4	4	46,400	28.0	14.0	2-1/8"	2-1/8"	1,580 lbs
0893	1 x 4	4	43,900	28.0	14.0	2-1/8"	2-1/8"	1,620 lbs
0989	1 x 4	4	42,400	28.0	14.0	2-1/8"	2-1/8"	1,650 lbs
1049	1 x 4	4	41,500	28.0	14.0	2-1/8"	2-1/8"	1,760 lbs
1131	1 x 5	5	54,900	35.0	17.5	2-1/8"	2-1/8"	2,020 lbs
1205	1 x 5	5	54,800	35.0	17.5	2-5/8"	2-5/8"	2,000 lbs
1331	1 x 5	5	51,800	35.0	17.5	2-5/8"	2-5/8"	2,220 lbs
1447	1 x 6	6	65,800	42.0	21.0	2-5/8"	2-5/8"	2,390 lbs
1597	1 x 6	6	62,200	42.0	21.0	2-5/8"	2-5/8"	2,630 lbs
DOUBLE ROW OF FANS								
0678	2 x 2	4	46,000	28.0	14.0	2@ 1-3/8"	2@ 1-3/8"	1,540 lbs
0798	2 x 2	4	46,400	28.0	14.0	2@ 1-5/8"	2@ 1-5/8"	1,580 lbs
0894	2 x 2	4	43,900	28.0	14.0	2@ 1-5/8"	2@ 1-5/8"	1,620 lbs
0990	2 x 2	4	42,400	28.0	14.0	2@ 1-5/8"	2@ 1-5/8"	1,650 lbs
1050	2 x 2	4	41,500	28.0	14.0	2@ 1-5/8"	2@ 1-5/8"	1,760 lbs
1196	2 x 3	6	69,700	42.0	21.0	2@ 2-1/8"	2@ 2-1/8"	2,360 lbs
1280	2 x 3	6	67,000	42.0	21.0	2@ 2-1/8"	2@ 2-1/8"	2,380 lbs
1340	2 x 3	6	65,800	42.0	21.0	2@ 2-1/8"	2@ 2-1/8"	2,420 lbs
1484	2 x 3	6	63,600	42.0	21.0	2@ 2-1/8"	2@ 2-1/8"	2,480 lbs
1594	2 x 4	8	92,900	56.0	28.0	2@ 2-1/8"	2@ 2-1/8"	3,150 lbs
1788	2 x 4	8	87,800	56.0	28.0	2@ 2-1/8"	2@ 2-1/8"	3,230 lbs
1980	2 x 4	8	84,800	56.0	28.0	2@ 2-1/8"	2@ 2-1/8"	3,300 lbs
2100	2 x 4	8	83,000	56.0	28.0	2@ 2-1/8"	2@ 2-1/8"	3,570 lbs
2262	2 x 5	10	109,700	70.0	35.0	2@ 2-1/8"	2@ 2-1/8"	4,404 lbs
2410	2 x 5	10	109,700	70.0	35.0	2@ 2-5/8"	2@ 2-5/8"	3,990 lbs
2522	2 x 5	10	106,000	70.0	35.0	2@ 2-5/8"	2@ 2-5/8"	4,130 lbs
2662	2 x 5	10	103,700	70.0	35.0	2@ 2-5/8"	2@ 2-5/8"	4,390 lbs
2892	2 x 6	12	131,600	84.0	42.0	2@ 2-5/8"	2@ 2-5/8"	4,790 lbs
3026	2 x 6	12	127,200	84.0	42.0	2@ 2-5/8"	2@ 2-5/8"	4,960 lbs
3194	2 x 6	12	124,400	84.0	42.0	2@ 2-5/8"	2@ 2-5/8"	5,270 lbs